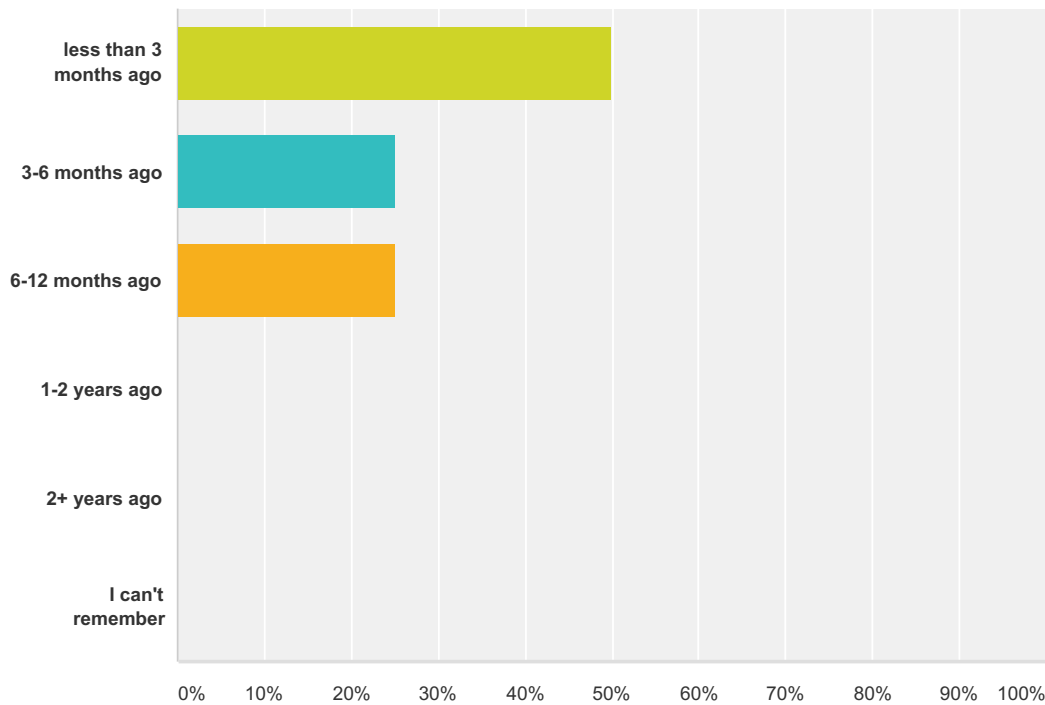


Q1 When was the last time when you tried to do anything with your pensions?

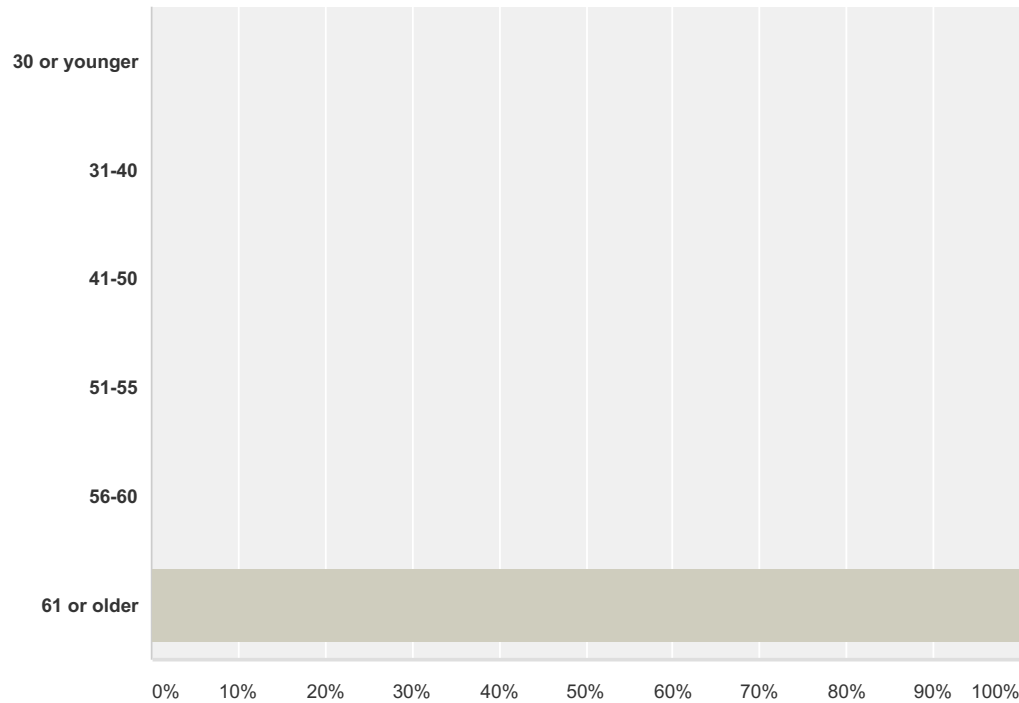
Answered: 4 Skipped: 0



Answer Choices	Responses
less than 3 months ago	50.00%2
3-6 months ago	25.00%1
6-12 months ago	25.00%1
1-2 years ago	0.00%0
2+ years ago	0.00%0
I can't remember	0.00%0
Total	4

Q2 What is your age?

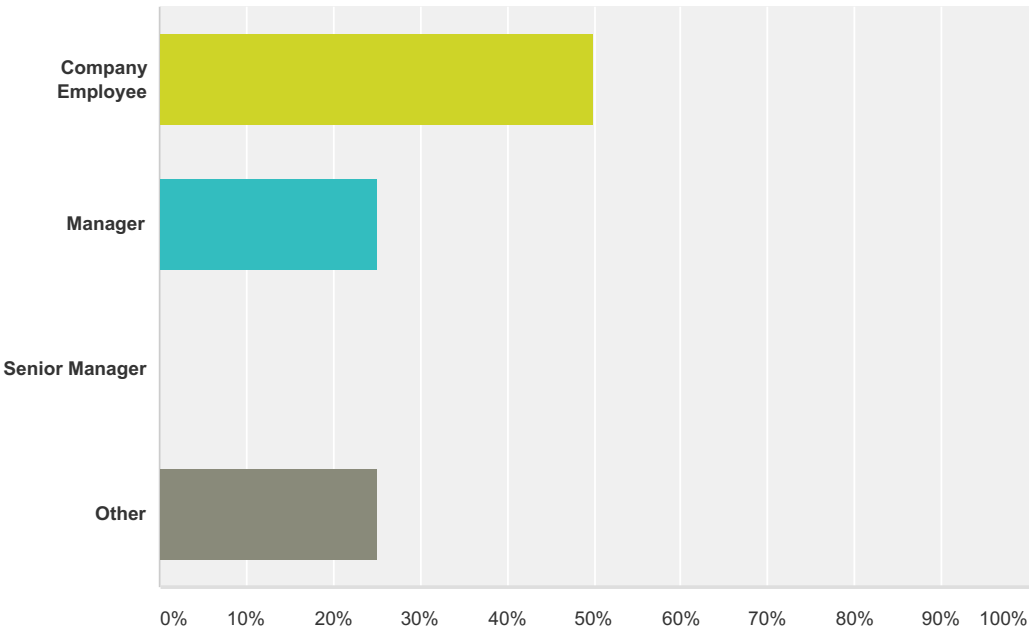
Answered: 4 Skipped: 0



Answer Choices	Responses
30 or younger	0.00%0
31-40	0.00%0
41-50	0.00%0
51-55	0.00%0
56-60	0.00%0
61 or older	100.00%4
Total	4

Q3 What is your job role?

Answered: 4 Skipped: 0



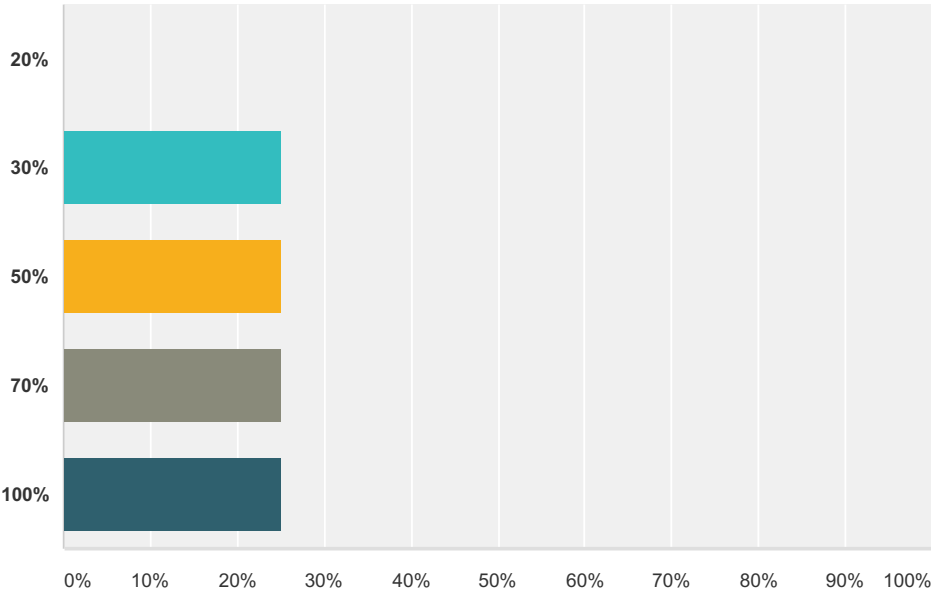
Answer Choices	Responses	
Company Employee	50.00%	2
Manager	25.00%	1
Senior Manager	0.00%	0
Other	25.00%	1
Total		4

Q4 What makes you think about pensions?

Answered: 4 Skipped: 0

Q5 What percentage of your current salary do you believe you will need to retire comfortably?

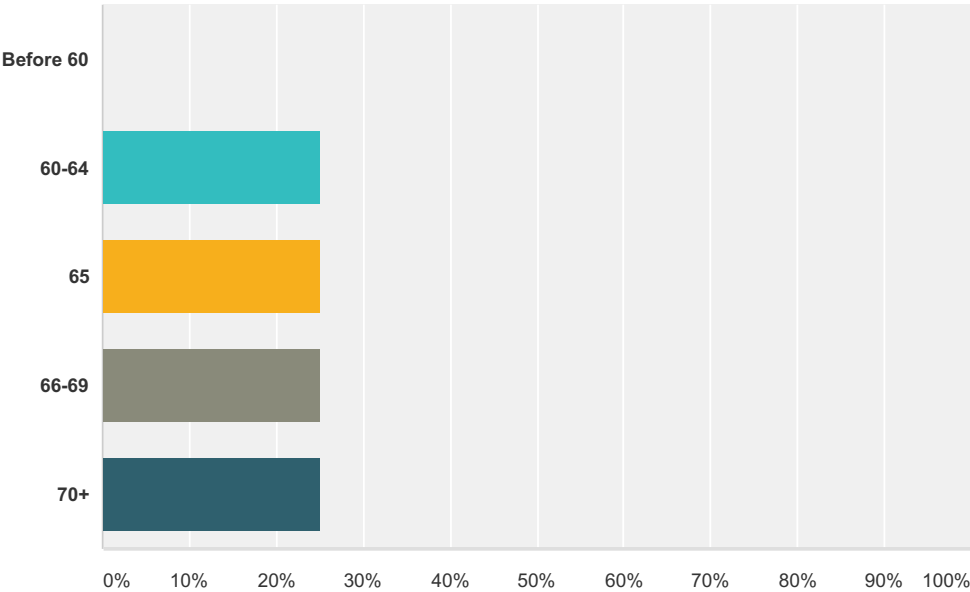
Answered: 4 Skipped: 0



Answer Choices	Responses
20%	0.00%0
30%	25.00%1
50%	25.00%1
70%	25.00%1
100%	25.00%1
Total	4

Q6 When do you expect to retire?

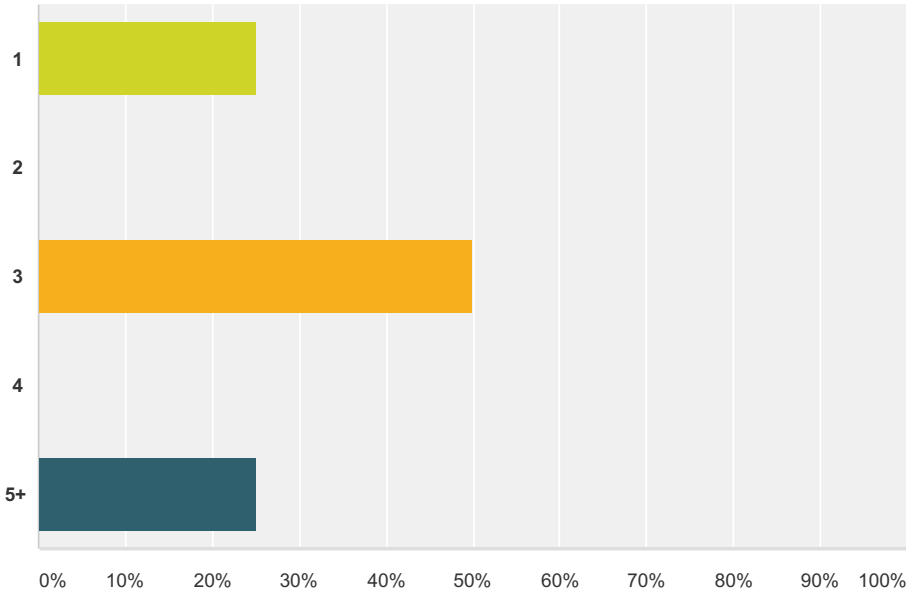
Answered: 4 Skipped: 0



Answer Choices	Responses
Before 60	0.00%0
60-64	25.00%1
65	25.00%1
66-69	25.00%1
70+	25.00%1
Total	4

Q7 How many pension plans do you have now? (old plans from previous employers and any current plans you have)

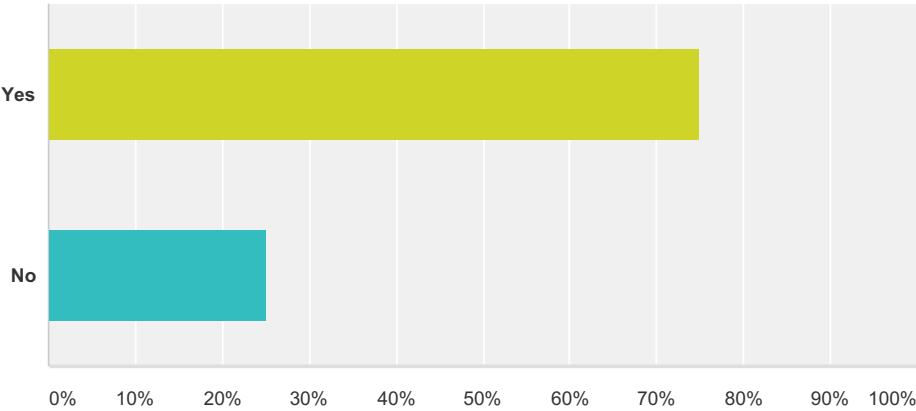
Answered: 4 Skipped: 0



Answer Choices	Responses	
1	25.00%	1
2	0.00%	0
3	50.00%	2
4	0.00%	0
5+	25.00%	1
Total		4

Q8 In the past have you ever requested to unify / transfer your old plans?

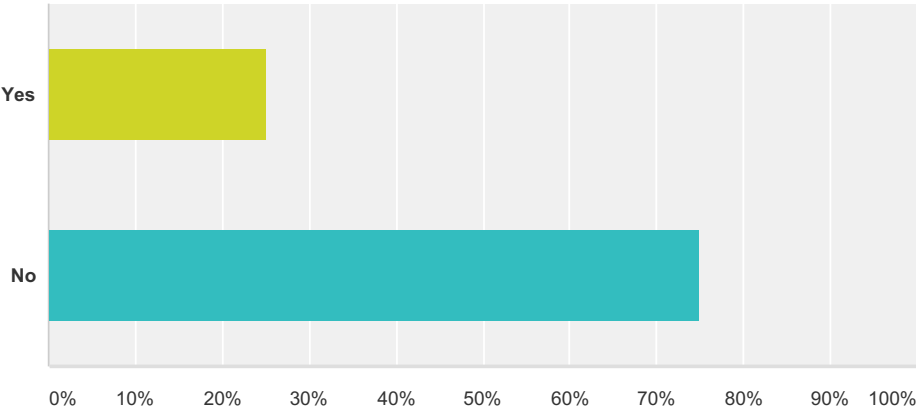
Answered: 4 Skipped: 0



Answer Choices	Responses	
Yes	75.00%	3
No	25.00%	1
Total		4

Q9 Have you ever spoken to a financial adviser about your pension planning?

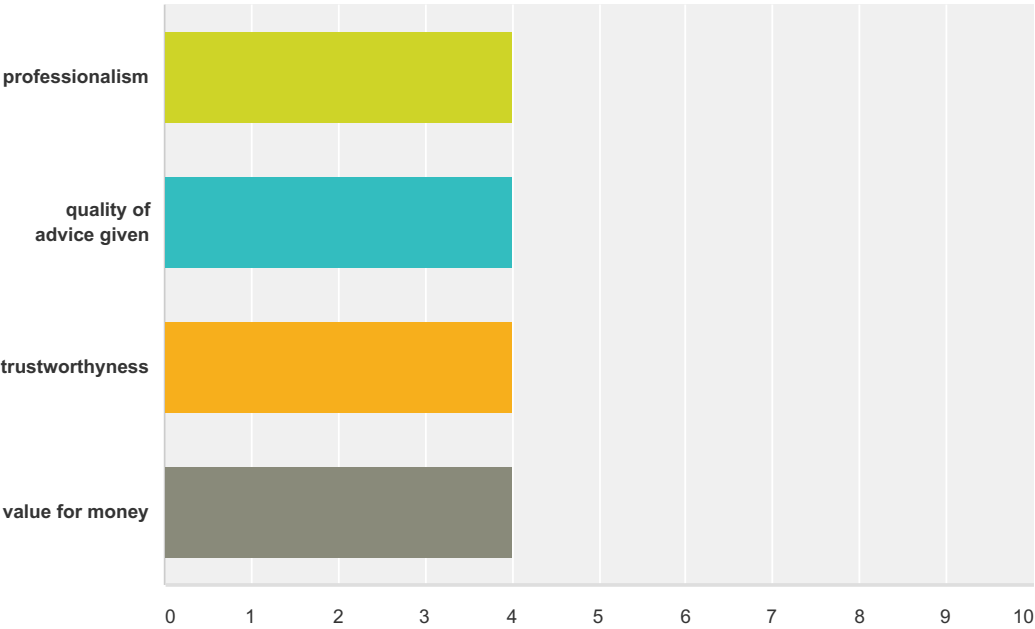
Answered: 4 Skipped: 0



Answer Choices	Responses	
Yes	25.00%	1
No	75.00%	3
Total		4

Q10 If you have received advice in the past on your pensions what was your experience?

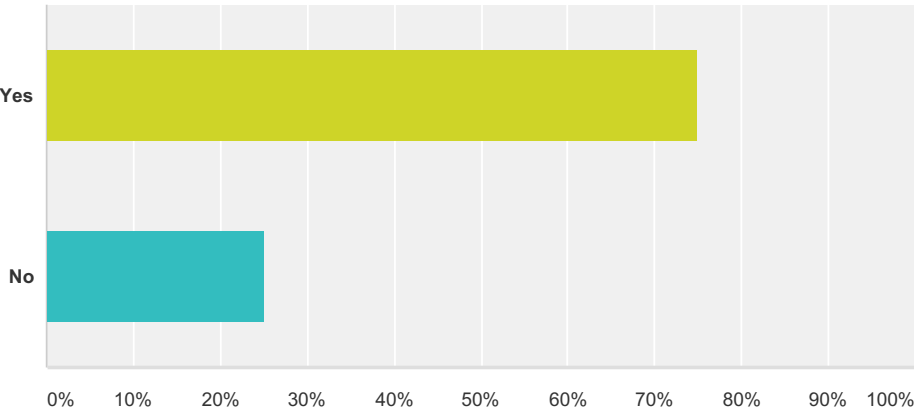
Answered: 1 Skipped: 3



	poor	average	good	very good	excellent	Total	Weighted Average
professionalism	0.00% 0	0.00% 0	0.00% 0	100.00% 1	0.00% 0	1	4.00
quality of advice given	0.00% 0	0.00% 0	0.00% 0	100.00% 1	0.00% 0	1	4.00
trustworthiness	0.00% 0	0.00% 0	0.00% 0	100.00% 1	0.00% 0	1	4.00
value for money	0.00% 0	0.00% 0	0.00% 0	100.00% 1	0.00% 0	1	4.00

Q11 Do you plan to work during retirement?

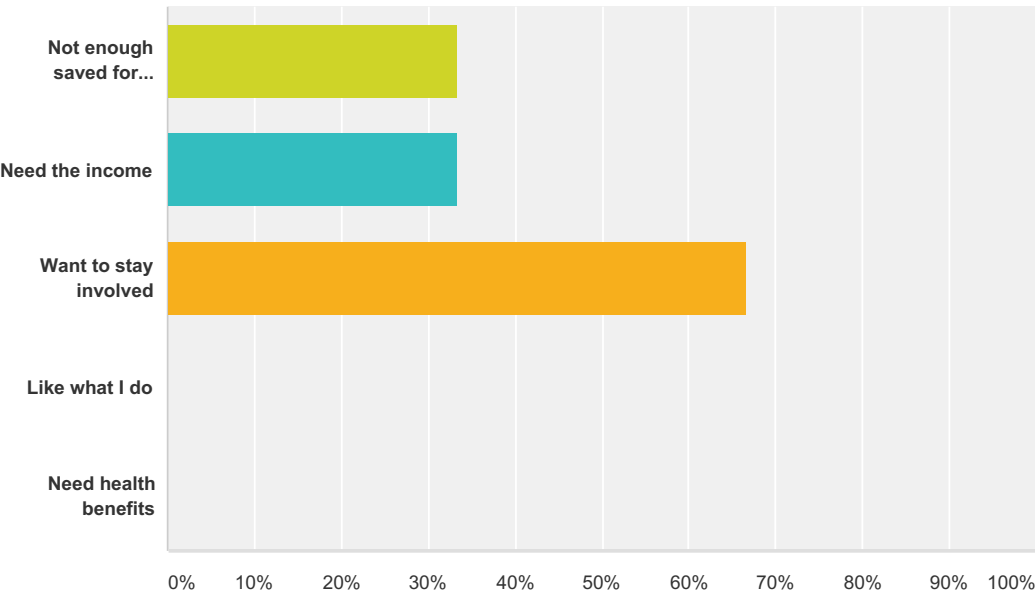
Answered: 4 Skipped: 0



Answer Choices	Responses	
Yes	75.00%	3
No	25.00%	1
Total		4

Q12 If Yes, Why?

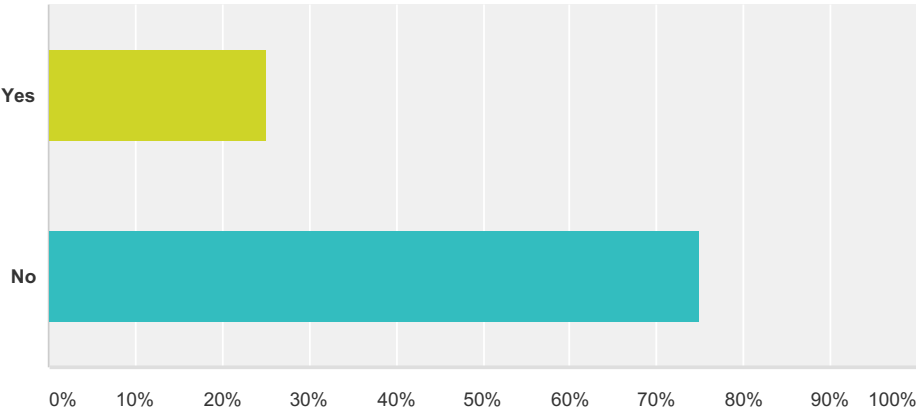
Answered: 3 Skipped: 1



Answer Choices	Responses	
Not enough saved for retirement	33.33%	1
Need the income	33.33%	1
Want to stay involved	66.67%	2
Like what I do	0.00%	0
Need health benefits	0.00%	0
Total Respondents: 3		

Q13 Would you like to help us shape a retirement planning service that will really help people?

Answered: 4 Skipped: 0



Answer Choices	Responses	
Yes	25.00%	1
No	75.00%	3
Total		4

Q14 Full Name

Answered: 1 Skipped: 3

Q15 Email

Answered: 1 Skipped: 3